

Incremental encoders

Solid shaft with EURO flange B10

25...5000 pulses per revolution

OG 9



OG 9

Features

- Encoder with solid shaft $\varnothing 11$ mm
- Optical sensing method
- EURO flange B10
- Output stage HTL with power linedriver
- Output stage TTL with regulator UB 9...26 VDC
- Operating temperature up to $+100$ °C

Technical data - electrical ratings

Voltage supply	9...30 VDC 5 VDC ± 5 % 9...26 VDC
Consumption w/o load	≤ 100 mA
Pulses per revolution	25...5000
Phase shift	$90^\circ \pm 20^\circ$
Scan ratio	40...60 %
Reference signal	Zero pulse, width 90°
Sensing method	Optical
Output frequency	≤ 120 kHz ≤ 300 kHz (on request)
Output signals	K1, K2, K0 + inverted
Output stages	HTL-P (power linedriver) TTL/RS422
Interference immunity	EN 61000-6-2
Emitted interference	EN 61000-6-3
Approvals	CE, UL approval / E256710

Technical data - mechanical design

Size (flange)	$\varnothing 115$ mm
Shaft type	$\varnothing 11$ mm solid shaft
Admitted shaft load	≤ 250 N axial ≤ 350 N radial
Flange	EURO flange B10
Protection DIN EN 60529	IP 55
Operating speed	≤ 12000 rpm (mechanical)
Operating torque typ.	1 Ncm
Rotor moment of inertia	280 gcm ²
Materials	Housing: aluminium die-cast Shaft: stainless steel
Operating temperature	$-30...+100$ °C $-25...+100$ °C (> 3072 pulses per revolution)
Resistance	IEC 60068-2-6 Vibration 10 g, 10-2000 Hz IEC 60068-2-27 Shock 100 g, 6 ms
Explosion protection	II 3 G Ex nA IIC T4 Gc (gas) II 3 D Ex tc IIIB T135°C Dc (dust)
Connection	Terminal box
Weight approx.	980 g

Subject to modification in technic and design. Errors and omissions excepted.

Incremental encoders

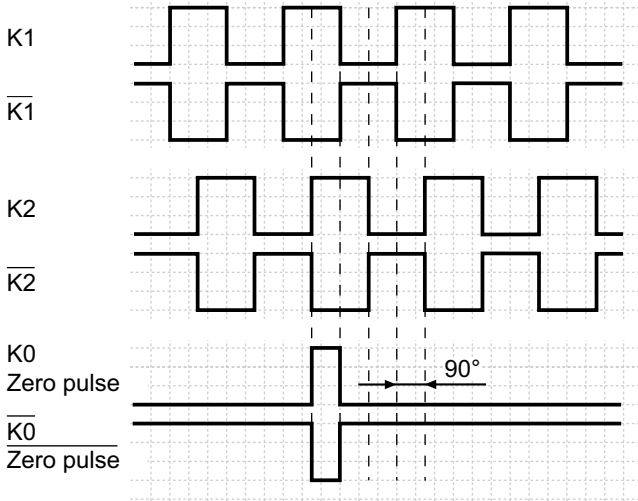
Solid shaft with EURO flange B10

25...5000 pulses per revolution

OG 9

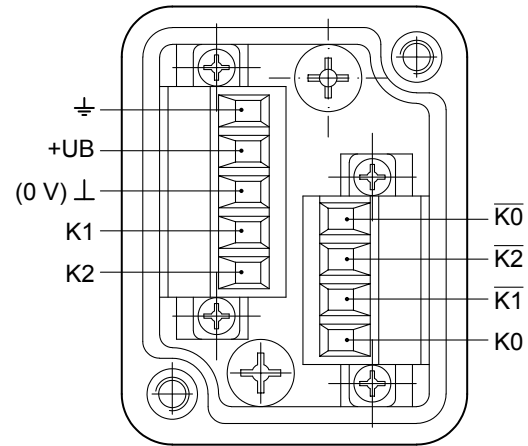
Output signals

At positive rotating direction

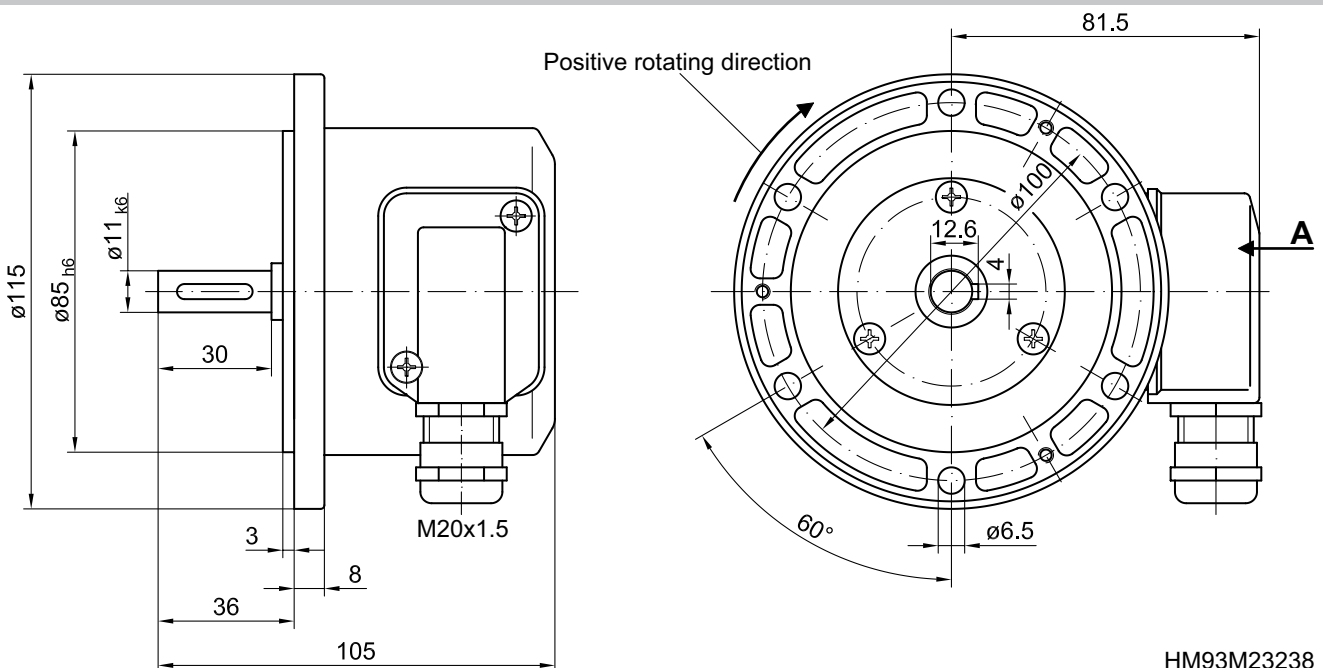


Terminal assignment

View A - Connecting terminal in terminal box



Dimensions



HM93M23238

Incremental encoders

Solid shaft with EURO flange B10
25...5000 pulses per revolution

OG 9
